

\$665,900 USD
INTERNATIONAL

Shown with Standard Exterior and Blue Accent



STANDARD FEATURES

AIRFRAME AND POWERPLANT

- Lycoming™ IO-390-C3B6 215 HP Engine
- 3-Blade Aluminum Propeller
- Push Button Start
- Automatic Fuel Selection System
- Single Movement Power Lever
- Dual Side Yoke with Stick Shaker
- Cirrus Airframe Parachute System® (CAPS®)
- Airbag Seatbelts (Front Seats)
- Dual Alternators
- Intelligent Lightweight Battery
- 406 MHz ELT
- **Smart Pitot Heat**
- High Performance Beringer® Brakes
- Michelin® Pilot Tires
- Low Drag Advanced Wheel Fairings
- Spectra™ Wingtip Lighting & Illuminated Steps
- Interior Convenience & Accents Lights
- Exterior Surface Illumination Lights
- Keyless Baggage Door
- UV Protected Windows
- Standard G7+ Interior
- 60/40 FlexSeating™ - Seats up to 5
- All-Weather Floor Mats
- USB-C Charging Ports (60W & 15W)
- 3-Year/1,000 Flight Hour Spinner-to-Tail Warranty

TRAINING

- 3-Day Transition Training Package

AVIONICS

- Cirrus Perspective Touch+™ by Garmin® Flight Deck
- Synthetic Vision Technology™ (SVT™)
- 12" High-Resolution Widescreen Displays
- **Safe Return™ Emergency Autoland System**
- All-Digital Bluetooth® Audio Controller
- Dual Garmin® Touchscreen Controllers
- Dual Comm/Nav/WAAS GPS Radios
- Aircraft Systems Synoptic Pages
- Alerts-Linked Checklists & Checklist Scroll Wheel
- Flap Airspeed Protection
- ADS-B Out Transponder
- Wireless Flight Deck Connectivity¹
- GFC 700 Autopilot *including*
 - Electronic Stability and Protection™ (ESP™)
 - Dual ADAHRS
 - Hypoxia Check/Automated Descent Mode
 - Blue Level Button
 - Autopilot Stall Protection
- 3D SafeTaxi®^{2, 4}
- **Runway Occupancy Awareness⁴**
- Garmin® OnePak + FliteCharts®^{2, 4, 6}
- Jeppesen® ChartView
- Jeppesen® NavData with Digital Charts^{2, 6}
- Cirrus IQ™^{1, 3, 4}
- **Automatic Database Updates^{4, 5, 6}**
- Garmin® SurfaceWatch™²
- Active Traffic
- eTAWS²

¹Requires compatible device and software; additional subscription(s) may be required. ²Subscription required. ³Subject to local certification.

⁴Where available. ⁵Cirrus IQ PRO subscription required. ⁶First year subscription included.

©2025 Cirrus Design Corporation d/b/a Cirrus.

SR20 Premium \$725,900 / Weight: 972.3 kg

The G7+ SR20 Premium includes **14" screens** that offer tremendous situational awareness and 36% more screen real estate over the standard 12" screens. Enter taxi clearances with ease and follow clearly displayed progressive instructions on the map and in a 3D environment with **Taxiway Routing**. **Remote Keyless Entry** adds a touch of modern convenience on the ramp and the reimagined **Premium Appearance** ensures that you will arrive in comfort and style. Bolstered leather seats maximize cruising comfort, and two curated designs, Carbon and Platinum, reflect your personality on the ramp.

CONFIGURE YOUR SR20

Scan to discover, customize, save
and share your SR20.

**ADDITIONAL OPTIONS****Air Conditioning** \$39,900 / Weight Δ : 24.9 kg

Stay cool with this factory-installed Air Conditioning system.

Cirrus Global Connect \$16,900¹ / Weight Δ : 2.7 kg

Worldwide weather, satellite phone and text messaging through Iridium Communications are fully integrated so you are always within reach.

3-Blade Lightweight Composite Propeller \$15,900 / Weight Δ : -11.3 kg



Significantly increase your SR20's useful load with the 3-blade composite propeller.

DME \$12,900 / Weight Δ : 1.8 kg**Tanis™ Avionics & Engine Pre-Heater** \$2,900 / Weight Δ : 1.8 kg

Maximize your engine life and ensure your aircraft is ready for cold-weather flying.

4TH & 5TH Year Spinner-to-Tail Warranty \$20,900

Add two more years for an industry-leading 5 year/2,000 Flight Hour Spinner-to-Tail warranty. It is the most complete coverage for the world's most desired aircraft.

3-Day Transition Training Package \$4,750²**5-Day Cirrus Standardized Instructor Package** \$7,500²

¹Subscription required.


		US STANDARD	METRIC
PERFORMANCE	Takeoff ¹	1,685 ft	514 m
	Climb Rate ¹	781 ft/min	3.97 m/sec
	Max Operating Altitude	17,500 ft	5,334 m
	Stall Speed with Flaps	57 KCAS	57 KCAS
	Max Cruise Speed	155 KTAS	155 KTAS
	Landing Ground Roll ²	853 ft	260 m
DIMENSIONS	Wingspan	38 ft 4 in	11.7 m
	Length	26 ft	7.9 m
	Height	8 ft 11 in	2.7 m
	Cabin Width	49 in	124 cm
	Cabin Height	50 in	127 cm
WEIGHT	Max Gross Weight	3,150 lbs.	1,429 kg
	Base Weight	2,141 lbs.	971 kg
	Useful Load	1,009 lbs.	458 kg
	Cabin Payload ³	755 lbs.	342 kg

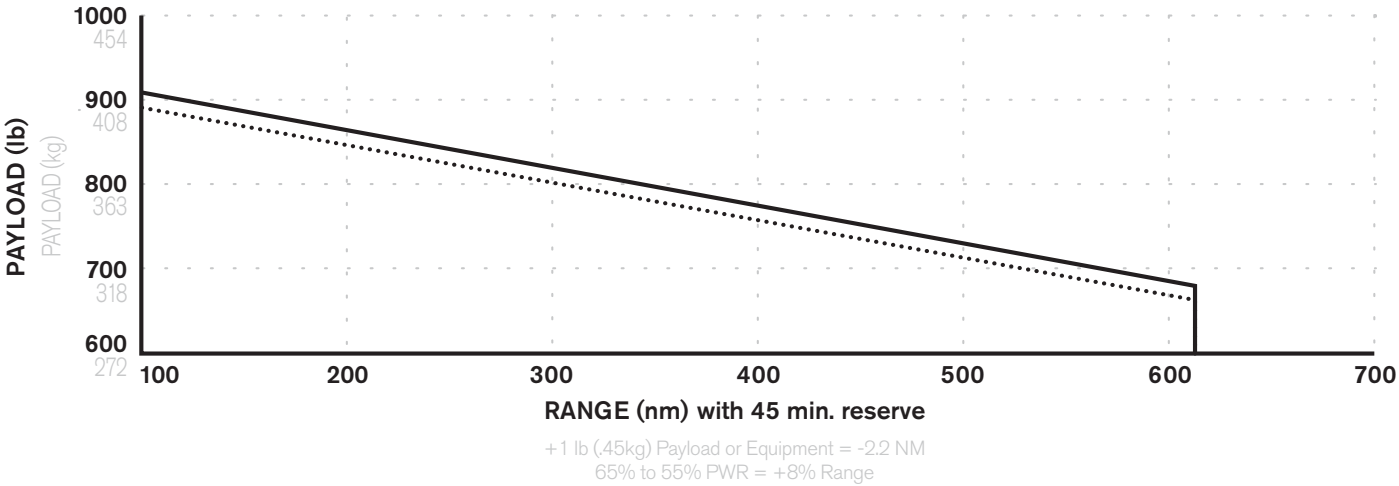
¹Max gross weight. ISA at sea level, best rate of climb, flaps 50%. ²Max gross weight. ISA at sea level, flaps 100%. ³With 3 hr. trip fuel and 45 min. reserve.

RANGE VS. PAYLOAD

SR20 High Speed Cruise at 8,000 ft (145KTAS)

 SR20 Standard

 SR20 Premium



Specifications, weights, representations, colors, list of equipment, use of materials and model references listed herein are not warranted or guaranteed to be true or accurate. Actual useful load will vary depending on options installed on the aircraft. Always consult specific aircraft weight and balance parameters and data for flight planning. All prices are shown in United States Dollars (USD). The pictures contained in this brochure of specific models or other products may contain optional equipment or nonstandard features, which even if available may be at an additional cost. Some optional equipment requires separate paid subscriptions from third-party providers. You may rely only upon statements and representations contained in actual contracts that you enter into with Cirrus Design Corporation. Referenced Cirrus trademarks are owned by Cirrus Industries, Inc. or its subsidiaries. All other brands, product names, company names, trademarks and service marks are the properties of their respective owners. All rights reserved.

©2025 Cirrus Design Corporation d/b/a Cirrus.



REQUEST YOUR DEMO FLIGHT TODAY
Call +1.833.735.0651 or visit cirrusaircraft.com

